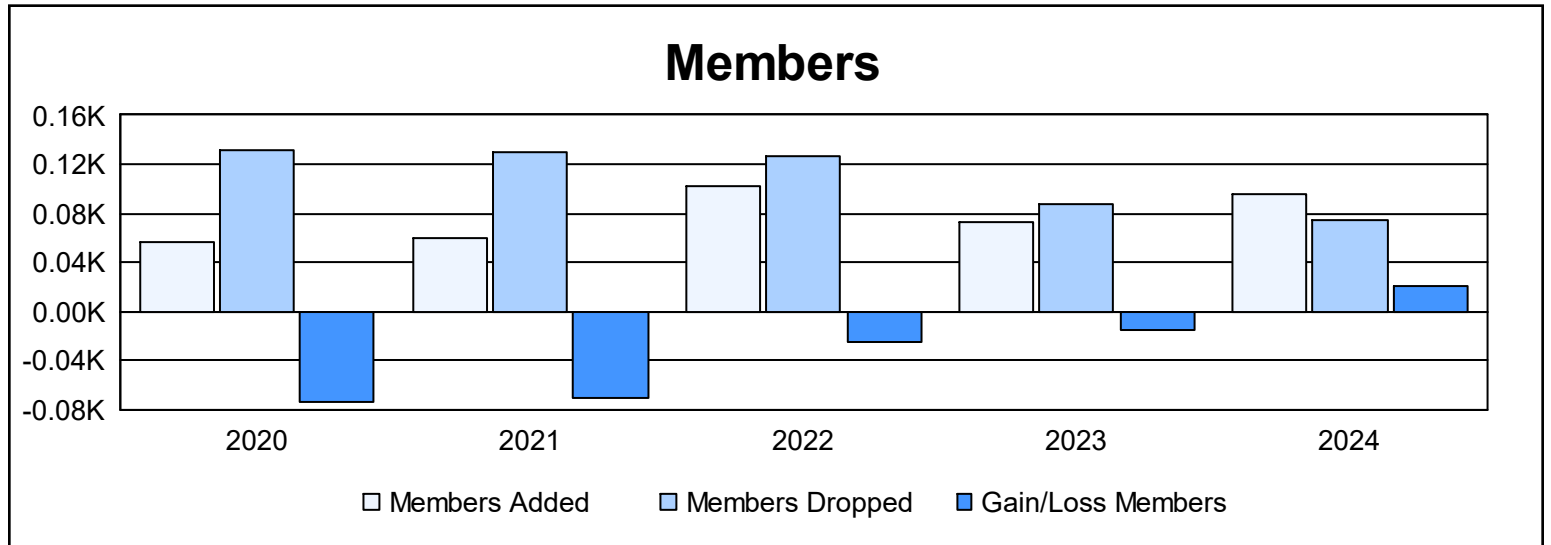
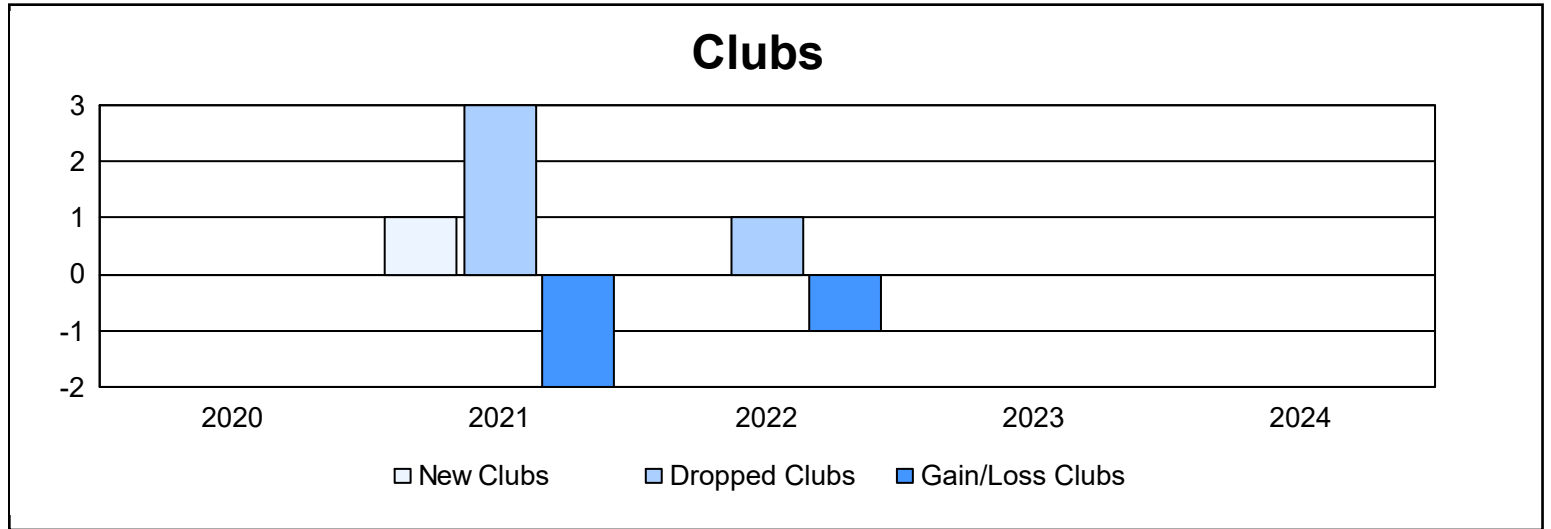
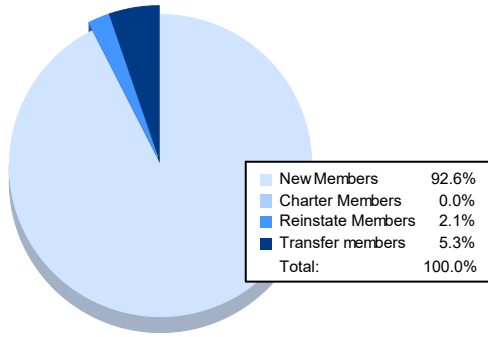


Year	New Clubs	Dropped Clubs	Gain/ Loss Clubs	New Members	Charter Members	Reinstate Members	Transfer Members	Total Member Added	Total Members Dropped	Gain/ Loss Members
2019-2020	0	0	0	51	0	2	4	57	131	-74
2020-2021	1	3	-2	37	13	5	4	59	129	-70
2021-2022	0	1	-1	98	0	2	2	102	127	-25
2022-2023	0	0	0	69	1	0	2	72	87	-15
2023-2024	0	0	0	88	0	2	5	95	75	20
<b>Average</b>	<b>0</b>	<b>1</b>	<b>-1</b>	<b>69</b>	<b>3</b>	<b>2</b>	<b>3</b>	<b>77</b>	<b>110</b>	<b>-33</b>



### Membership Composition June 2024 Cumulative



### Gender Composition June 2024 Cumulative

